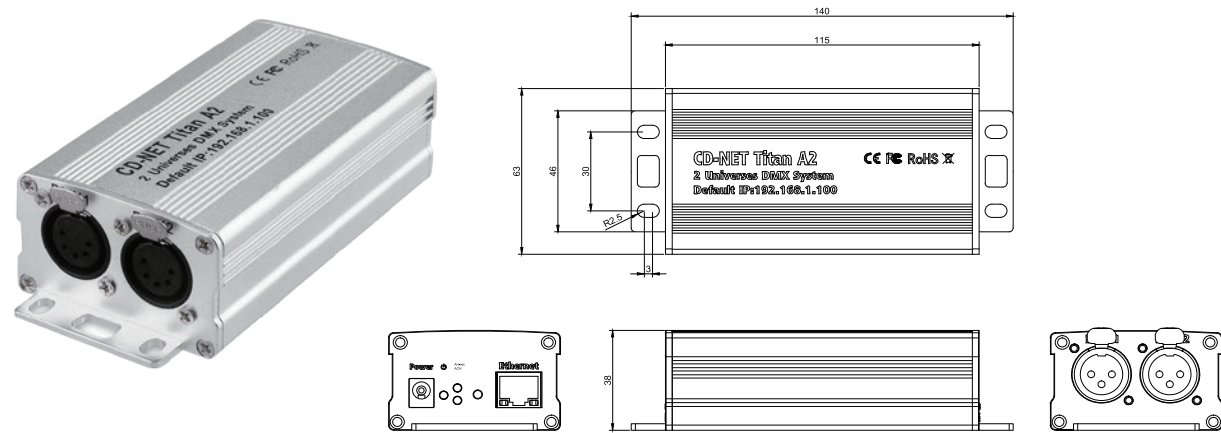



ARTNET DMX Controller

Art-Net Node 2/4/8 and 16 DMX Universes System


Titan A2




Titan A4





Titan A8



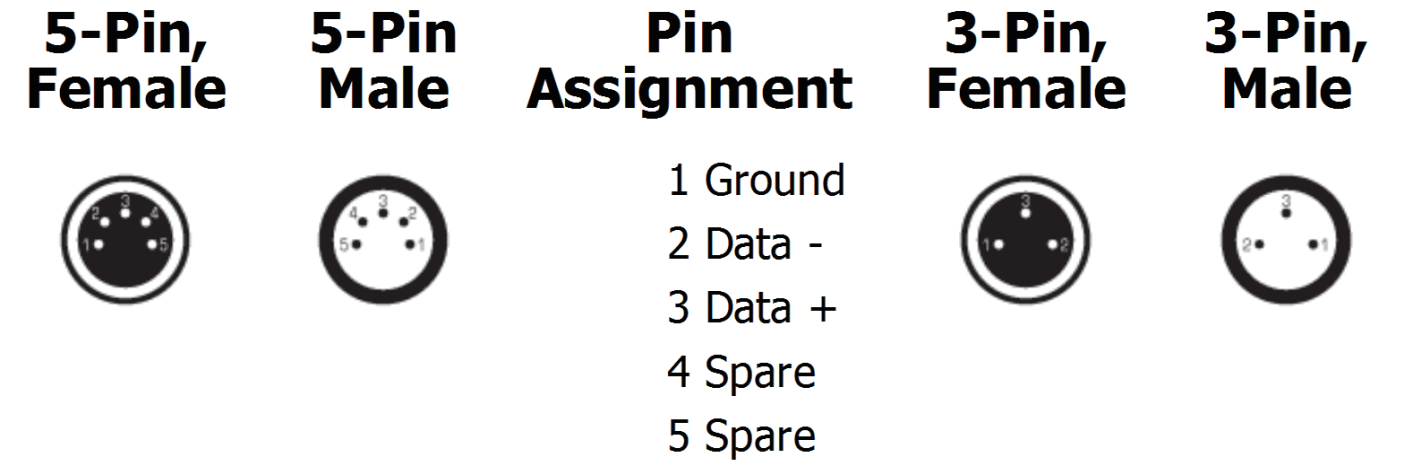
Titan A16



- Colordreamer Titan converts ArtNet data from ethernet network to DMX512.
- Colordreamer Titan Family Artnet Controller has 2universes (Titan A2), 4universes (Titan A4), 8 universes (Titan A8) and 16 universes (Titan A16) available.
- Perfect synchronization between each universe.
- Colordreamer Titan offers powerful features, especially in combination with Colordreamer software.
- Take full advantage of pixel mapping and voxel mapping, easy to install.
- The device is ready within seconds after startup. An HTP merge is automatically available for two ArtNet sources.
- If required, you can access and change specific device settings using the builtin web configuration tool.

	Titan A2	Titan A4	Titan A8	Titan A16
Electrical				
Input voltage	12-24VDC			
power consumption	<2W			
Control				
Input Protocol	ARTNET			
Output Protocol	DMX512			
Refresh Rate	40Fps			
Default IP	192.168.1.100			
Default Subnet	255.255.255.0			
DMX Channels	2*512 Channels	4*512 Channels	8*512 Channels	16*512 Channels
Connection				
Ethernet Port	RJ45			
DMX512 Ports	3PIN/5PIN XLR Female			
Environment				
Operating Temperature	-30° to 60°			
Startup Temperature	-30° to 60°			
Storage Temperature	-40° to 80°			
	IP	Indoor,IP20		
Certificate				
 				

XLR Pin Layout



Web Configuration

Super ArtNet 16

Device Settings	
Device Name Settings	
Super ArtNet 16	
General Network Settings	
IP Address	192 . 168 . 1 . 100
Subnet Mask	255 . 255 . 255 . 0
Art-Net Port Address Settings	
Port Out Mode	Single
DMX Physical Port 1	1
DMX Physical Port 2	2
DMX Physical Port 3	3
DMX Physical Port 4	4
DMX Physical Port 5	5
DMX Physical Port 6	6
DMX Physical Port 7	7
DMX Physical Port 8	8
DMX Physical Port 9	9
DMX Physical Port 10	10
DMX Physical Port 11	11
DMX Physical Port 12	12
DMX Physical Port 13	13
DMX Physical Port 14	14
DMX Physical Port 15	15
DMX Physical Port 16	16
Art-Net Sync Settings	
Art-Net 4	
<input type="button" value="Configuration Reset"/> <input type="button" value="Save"/> <input type="button" value="Return"/> <input type="button" value="Exit"/>	

Standard 1U Size

You can access various settings and information of Colordreamer Titan by using a web configuration interface

- Step1:** Connector Colordreamer Titan and your computer to the same network.
Step2: Open your web browser and enter the IP address of Titan.
Step3: The web configuration interface will be launched.

Super ArtNet 16

Device Information	
Model	Super ArtNet 16
Hardware	1.3.1
Firmware	2.2A
MAC Address	FC:8E:97:E7:E8:C6
IP Address	192.168.1.100
Device Configuration	